

Screenshots of One-time Registration Form

BASIC DETAILS Edit

1a. Do you have Aadhaar ? * Yes No

1a. Aadhaar Number

1b. Verify Aadhaar Number

1c. Type of ID * ▼
Type of ID and ID Number to be provided if you don't want to give Aadhaar number

1d. ID Number *

2a. Name *
Name should be same as mentioned in Matriculation Certificate
Please enter name without any salutation (i e Shri/ Smt/ Mr/ Mrs/ Ms/ Dr/ Prof)

2b. Verify Name *

2c. Have you ever changed Name? Yes No

2d. New Name / Changed Name

3a. Father's Name *
1.Father's Name should be same as mentioned in Matriculation Certificate
2.Please enter name without any salutation (i e Mr/ Shri/ Late/ Dr/ Prof etc)

3b. Verify Father's Name *

SAMPLE FATHER NAME

4a. Mother's Name *

SAMPLE MOTHER NAME

1.Mother's Name should be same as mentioned in Matriculation Certificate
2.Please enter name without any salutation (i e Mrs/ Smt/ Late/ Dr/ Prof etc)

4b. Verify Mother's Name *

SAMPLE MOTHER NAME

5a. Date Of Birth (DD/MM/YYYY) *

01/07/1996


Date Of Birth should be same as mentioned in Matriculation Certificate

5b. Verify Date of Birth (DD/MM/YYYY) *

01/07/1996


6. Matriculation (10th Class) Examination details :

(i). Education Board *

Central Board of Secondary Education (CBSE) 

Education Board of Matriculation Examination

(ii). Verify Education Board *

Central Board of Secondary Education (CBSE) 

(iii). Roll Number *

2389457600

1. Roll Number should be same as mentioned in Matriculation Certificate
2. Only / and - are allowed , Please enter Roll number without any other special character(s)
3. If Roll Code is given in your Matriculation Certificate then enter "Roll Code - Roll No."

(iv). Verify Roll Number *

2389457600

(v). Year of Passing *	<input type="text" value="2012"/>
(vi). Verify Year of Passing *	<input type="text" value="2012"/>
7a. Gender *	<input checked="" type="radio"/> Male <input type="radio"/> Female <input type="radio"/> Transgender
7b. Verify Gender *	<input checked="" type="radio"/> Male <input type="radio"/> Female <input type="radio"/> Transgender
8. Level of Education Qualification *	<input type="text" value="Graduation"/>
9a. Mobile Number *	<input type="text" value="8111111111"/>
9b. Verify Mobile Number *	<input type="text" value="8111111111"/>
10a. Email ID *	<input type="text" value="sample123@gmail.com"/>
10b. Verify Email ID *	<input type="text" value="sample123@gmail.com"/>

ADDITIONAL AND CONTACT DETAILS

 Edit

11a. Category *

 General EWS OBC ST SC

11b. Verify Category *

 General EWS OBC ST SC

12. Nationality *

Citizen of India

13. Identification Marks *

MOLE ON RIGHT CHEEK

14a. Are you a Person with Benchmark Disability? *

 Yes No

14b. Type of Disability

--Select--

NOTE**VH:** Blindness and low vision.**HH:** Deaf and hard of hearing.**OH:** Locomotor disability including cerebral palsy, leprosy cured, dwarfism, acid attack victims and muscular dystrophy.**Others:** Autism, intellectual disability, specific learning disability and mental illness, multiple disabilities from amongst persons under the above mentioned clauses including deaf-blindness.

14c. Disability Certificate Number

15a. Permanent Address *

SAMPLE PERMANENT ADDRESS

15b. State/ UT *

Delhi

15c. District *

15d. PIN Code *

16. Is Present Address same as Permanent Address? Yes No

17a. Present Address *

17b. State/ UT *

17c. District *

17d. PIN Code *

18. Contact details for other nationals


PHOTO AND SIGNATURE

 Edit

19. Upload Photo *
Allowed File Size: 20 KB to 50 KB
Format: JPEG/ JPG
Image Size: About 3.5 cm (width) x 4.5 cm (height)

Change Photo

SAMPLE NAME 29/06/2020



20. Upload Signature *
Allowed File Size: 10 KB to 20 KB
Format: JPEG/ JPG
Image Size: About 4.0 cm (width) x 2.0 cm (height)

Change Signature



Note 1. Photograph file should be in JPEG/ JPG format and the size should be between 20KB and 50KB. Image dimension should be about 3.5 cm (width) x 4.5 cm (height). Photo should be without cap, spectacles, both ears should be visible and should not be more than three months old.

Note 2. Signature file should be in JPEG/ JPG format and the size should be between 10KB and 20KB. Image dimension should be about 4.0 cm (width) x 2.0 cm (height).

Note 3. Please save and take a draft printout of the information provided and check these details CAREFULLY before final submission.

[Previous](#) [Save](#) [Reset](#) [Draft Print](#)

Declaration : I hereby declare that the information given by me in this form is true, complete and correct to the best of my knowledge and belief. I understand that in the even of any information being found false or incorrect at any stage,my candidature/appointment is liable to be cancelled/terminated.

I Agree.

[Final Submit](#) [Close](#)

Part-II (Online Application Form)

1. Login to online system through your '**Registration Number**' and password.
2. Click 'Apply' link in 'Constable (Executive) Male and Female in Delhi Police Examination-2020' Section under 'Latest Notifications' tab.
3. Information in columns at S No-1 to 13 will be automatically filled from your One-time Registration Data which is non-editable. However, if you want to modify any of One-Time Registration details, click on 'Modify Registration' tab provided at the left hand top corner of your dashboard and make suitable corrections before proceeding further.
4. S No-14: Select 'Yes' if you belong to a caste which is not included in the Central List of OBCs but notified as OBC by the Government of NCT of Delhi.
5. S No-15: Select 'Yes' if you are a 'Departmental Candidate' of Delhi Police.
6. S No-16: Select 'Yes' if you are son/ daughter of the serving, deceased, retired police personnel/ Multi-Tasking Staff of Delhi Police.
7. S No-17: Select 'Yes' if you have represented your State at the National Level or the country at the international level in sports during the preceding three years from the closing date of receipt of online applications.
8. S No-17.1: Select the discipline of your sport.
9. S No-18: Give your preference for Examination Centers. You may choose examination Centers within the same Region. Choice for all the three Centers must be given in the order of preference.
10. S No-19: If you are serving in Armed Forces or are an ex-serviceman, fill up the required information. Wards of servicemen/ ex-servicemen are not treated as ex-servicemen and therefore they should select 'No'.
11. S No-20: Select 'Yes' if you are eligible for special quota as Ex-servicemen for Delhi Police (See para-3.1 of the Notice of Examination).
12. S No-21: If you are seeking age relaxation, select appropriate age-relaxation category.
13. S No-22: Select 'Yes', if you are a NCC Certificate Holder and provide the detail of NCC Certificate at S. No. 22.1.
14. S No-23: Indicate your highest educational qualification.
15. S No-24: Provide detail of qualifying educational qualification (i.e. 12th, 11th or 10th Class, as applicable).
16. S No-25 to 26 and information with regard to Photo and Signature will be filled up automatically from the One-time Registration Data.
17. Complete your declaration by clicking on "I agree" check box, fill up captcha code.
18. Preview and verify the information provided by you. If you want to modify any entry, click on 'Edit/ Modify' button and make requisite corrections before proceeding further. When you are satisfied that the information is correctly filled, preview and verify the information and submit the Application. You will not be able to make any correction in the online application after submission of the application.
19. Proceed to make fee payment if you are not exempted from payment of fee.
20. Fee can be paid online through BHIM UPI, Net Banking, by using Visa, Mastercard, Maestro, RuPay Credit or Debit cards or in cash at SBI Branches by generating SBI Challan. Refer Para-9 of the Notice of Examination for further information on the payment of fee.
21. When application is successfully submitted, it will be accepted '**Provisionally**'. Candidates should take printout of the application form for their own records. Printout of the 'Application Form' is normally not required to be submitted to the Commission at any stage. However, you may be required to provide printout of the online application form to address grievances related

to online application, if any.

Screenshots of Online Application Form

Constable (Executive) Male and Female in Delhi Police Examination, 2020	
Instructions	
PLEASE BE VERY CAREFUL WHILE FILLING THE APPLICATION FORM	
1. Candidate's Name: (As per the Matriculation Certificate)	SAMPLE NAME
2. New / Changed Name:	
3. Father's Name: (As per the Matriculation Certificate)	SAMPLE FATHER NAME
4. Mother's Name: (As per the Matriculation Certificate)	SAMPLE MOTHER NAME
5. Date of Birth (DD/MM/YYYY): (As per the Matriculation Certificate)	01/07/1996
6. Age as on 01/07/2020:	24.0
7. Gender:	Male
8. Category:	UR
9. Nationality:	Citizen of India
10. Mark of Visible Identification:	MOLE ON RIGHT CHEEK
11. Matriculation (10 th Class) Examination Board:	Central Board of Secondary Education (CBSE)
12. Matriculation (10 th Class) Roll No.:	2389457600

13. Matriculation (10th Class) Year of Passing:

2012

14. Do you belong to a castes not included in Central List of OBCs but notified as OBC by the Govt of NCT of Delhi:

Yes No

15. Whether Departmental Candidate of Delhi Police:*

Yes No

[Please refer to the Notice of Examination, Para-5.5](#)

16. Whether Son/ Daughter of serving, retired or deceased personnel/ Multi-Tasking Staff of Delhi Police:*

Yes No

17. Have you represented a State at the National level or the Country at the international level in sports during preceding 3 years from the closing date of receipt of online applications:*

Yes No

17.1. If Yes, Please select the Discipline of your Sport:

--Select Sport--

[Please see Para-5.1 of the Notice](#)

18. Preference of Examination Centre:*

CR-Agra(30(

CR-Prayagraj

CR-Bareilly(3

19. Whether Ex-Serviceman (ESM):*

Yes No

19.1. Date of Discharge from Armed Forces (DD/MM/YYYY):

19.2. Have you already joined a civil post by availing benefit of reservation for Ex-Serviceman (ESM) :

Yes No

[Please refer to the Notice of Examination, Para-5.7](#)

19.3. Date of Joining the Civil Post (DD/MM/YYYY):

19.4. For Ex-Serviceman, Length of Service in Armed Forces (In Years):

20. Whether eligible for special quota as Yes No

ESM for Delhi Police :

[Please refer to the Notice of Examination, Para-3.1](#)

21. Whether seeking Age Relaxation: * Yes No

21.1. If Yes, indicate code:

[Please see Para-5.1 of the Notice](#)

22. Are you a National Cadet Corps (NCC) Certificate holder? : *

Yes No

22.1. Type of Certificate: *

Confirm Type of NCC Certificate:

23. Highest Qualification: *

24. Details of Qualifying Educational Qualification: *

Board/ University	Roll No	Subjects	Year of Passing	Percentage	CGPA
Central Boa <input type="text" value="v"/>	45678901234	English Hindi	2014 <input type="text" value="v"/>	78.9	

25. Postal Address: SAMPLE Present ADDRESS

State: Delhi


District: Central Delhi

Pin Code: 110003

26. Permanent Address	Sample Permanent Address
State:	Delhi
Pin Code:	110001
Mobile Number:	8111111111
Email:	sample123@gmail.com

Photograph And Signature

Photo



Signature



Declaration

1. I have read the Notice of the Examination, and accept all the Terms & Conditions of the Notice of the Examination.
2. I hereby declare that all the statements made in this application are true, complete and correct to the best of my knowledge and belief. I understand that in the event of any information being found false or incorrect at any stage or not satisfying the eligibility criteria according to the Notice of Examination, my candidature/ appointment is liable to be cancelled/ terminated.

I Agree



Try Another

GQAU

Preview

Reset

Close