









































Picture - Picture

Instructions (1-10): Observe the picture on the given memory page carefully in the given time of 3 minutes. After this, turn the memory page and in another 3 minutes, find the correct option from the four options given for the same picture in front of the pictures in the question sheet and blacken its number from the numbers a, b, c, and d given on the answer sheet.

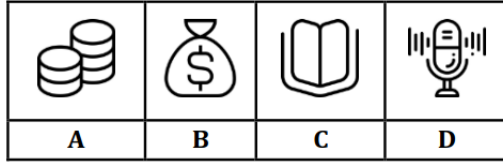
निर्देश (1-10): दिए गए स्मरण - पृष्ठ में चित्र को निर्धारित समय 3 मिनट में ध्यानपूर्वक अवलोकन करें। इसके बाद स्मरण - पृष्ठ को पलटकर दूसरे 3 मिनट में प्रश्न - पृष्ठ में चित्रों के सामने एक ही चित्र के दिए गए चार विकल्पों में सही विकल्प को ढूँढकर उसके क्रमांक को उत्तर - पत्रक में दिए गए a, b, c, एवं d में से सही क्रमांक को काला करें।

Memory Based - स्मरण पृष्ठ

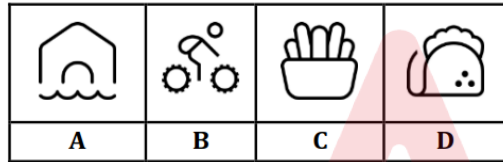
Questions

Q1.



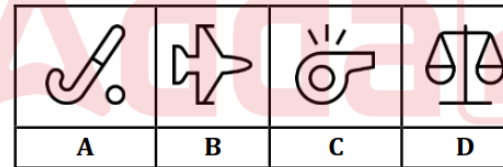
- (a) A
- (b) B
- (c) C
- (d) D

Q2.



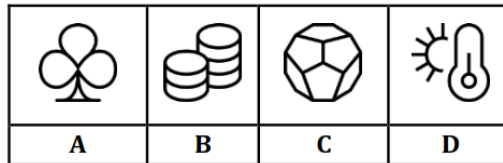
- (a) A
- (b) B
- (c) C
- (d) D

Q3.



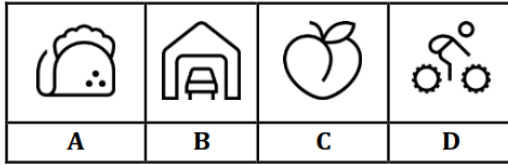
- (a) A
- (b) B
- (c) C
- (d) D

Q4.



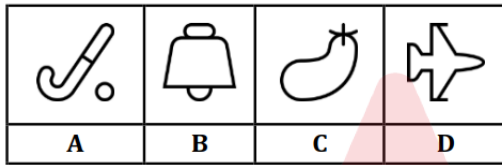
- (a) A
- (b) B
- (c) C
- (d) D

Q5.



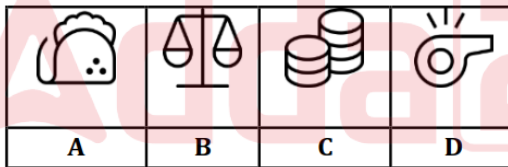
- (a) A
- (b) B
- (c) C
- (d) D

Q6.



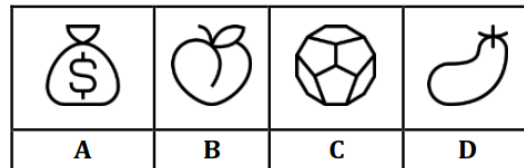
- (a) A
- (b) B
- (c) C
- (d) D

Q7.



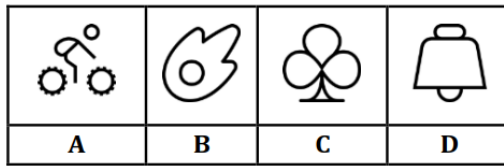
- (a) A
- (b) B
- (c) C
- (d) D

Q8.



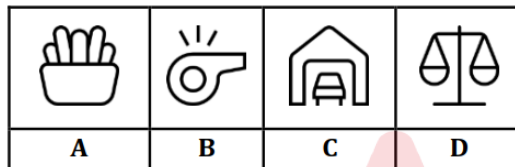

- (a) A
- (b) B
- (c) C
- (d) D

Q9.



- (a) A
- (b) B
- (c) C
- (d) D

Q10.



- (a) A
- (b) B
- (c) C
- (d) D

Solutions

S1. Ans.(c)

Sol. Use the trick of associating figures:

Association: Picture a man reading a book in a helicopter.

This visual link between the helicopter and the book makes the pairing easy to recall.

S2. Ans.(a)

Sol. Use the trick of associating figures:

Association: Imagine a skier sliding down a snowy slope, heading directly toward a tent set up at the base. This connection between skiing and the tent creates a vivid memory link.

S3. Ans.(c)

Sol. Use the trick of associating figures:

Association: Visualize the whistle of an oven ringing loudly as a perfectly baked burger is taken out. This connection between the whistle and the burger emphasizes the process of baking and makes the pair easy to remember.

S4. Ans.(b)

Sol. Use the trick of associating figures:

Association: Imagine a pair of headphones lying on top of a stack of coins, symbolizing earning money through music or sound. This association between the headphones and coins creates a clear and easy-to-remember link.

S5. Ans.(d)

Sol. Use the trick of associating figures:

Association: Visualize a man wearing a mask riding a bicycle, symbolizing a commitment to a healthy and eco-friendly lifestyle. This connection between the mask and the bicycle creates an easy-to-recall link.

S6. Ans.(b)

Sol. Use the trick of associating figures:

Association: Imagine a satellite sending out signals, which triggers a loud alarm bell to warn people of an impending situation. This connection between the satellite and the bell creates a strong and memorable association.

S7. Ans.(a)

Sol. Use the trick of associating figures:

Association: Imagine a taco balanced perfectly on a weighing scale, symbolizing the importance of balancing food choices. This visual link between the taco and the scale makes it memorable.

S8. Ans.(c)

Sol. Use the trick of associating figures:

Association: Visualize a ball being kicked straight into a glittering goal, symbolizing a perfect score. This dynamic connection between the ball and the goal (represented by the diamond) makes it easy to recall.

S9. Ans.(b)

Sol. Use trick of associating figures:

Association: Imagine a freshly baked cupcake with a peach on the top of it, with the sweet aroma of the cupcake blending perfectly with the fruity scent of the peach. This delightful pairing of the cupcake and the peach creates a warm and memorable connection.

S10. Ans.(c)

Sol. Use the trick of associating figures:

Association: Picture a person finishing a long walk and resting near a garage. This connection between the walking figure and the garage creates a vivid and relatable memory.