









































Picture - Picture

Instructions (1-10): Observe the picture on the given memory page carefully in the given time of 3 minutes. After this, turn the memory page and in another 3 minutes, find the correct option from the four options given for the same picture in front of the pictures in the question sheet and blacken its number from the numbers a, b, c, and d given on the answer sheet.

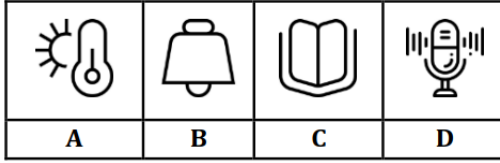
निर्देश (1-10): दिए गए स्मरण - पृष्ठ में चित्र को निर्धारित समय 3 मिनट में ध्यानपूर्वक अवलोकन करें। इसके बाद स्मरण - पृष्ठ को पलटकर दूसरे 3 मिनट में प्रश्न - पृष्ठ में चित्रों के सामने एक ही चित्र के दिए गए चार विकल्पों में सही विकल्प को ढूँढकर उसके क्रमांक को उत्तर - पत्रक में दिए गए a, b, c, एवं d में से सही क्रमांक को काला करें।

Memory Based - स्मरण पृष्ठ

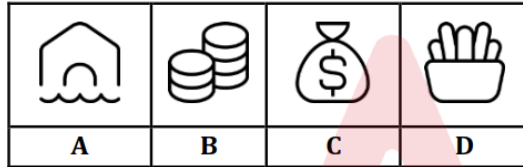
Questions

Q1.



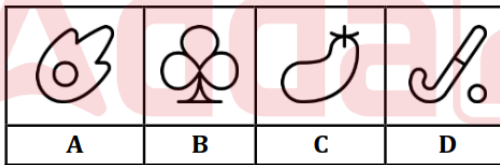
- (a) A
- (b) B
- (c) C
- (d) D

Q2.



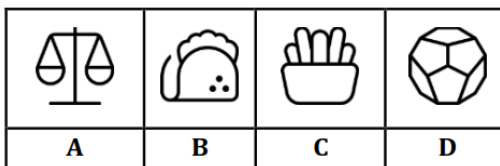
- (a) A
- (b) B
- (c) C
- (d) D

Q3.



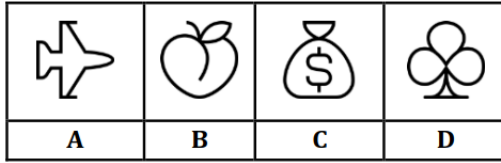
- (a) A
- (b) B
- (c) C
- (d) D

Q4.



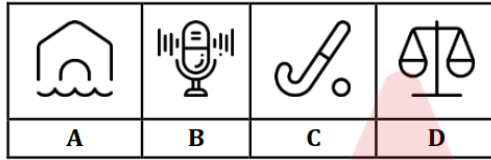
- (a) A
- (b) B
- (c) C
- (d) D

Q5.



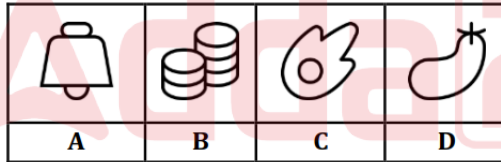
- (a) A
- (b) B
- (c) C
- (d) D

Q6.



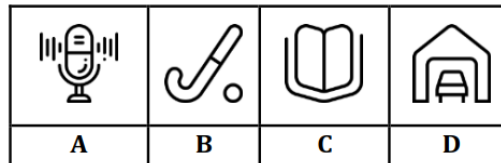
- (a) A
- (b) B
- (c) C
- (d) D

Q7.



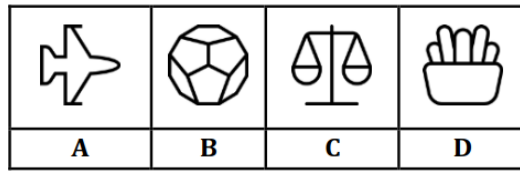

- (a) A
- (b) B
- (c) C
- (d) D

Q8.



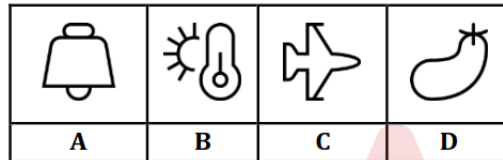
- (a) A
- (b) B
- (c) C
- (d) D

Q9.



- (a) A
- (b) B
- (c) C
- (d) D

Q10.



- (a) A
- (b) B
- (c) C
- (d) D

Solutions

S1. Ans.(a)

Sol. Use the trick of associating figures:

Association: Imagine a chair placed near a heater, with the warmth radiating around the cozy setup. This link between the chair and the heater creates a comfortable and memorable association.

S2. Ans.(d)

Sol. Use the trick of associating figures:

Association: Imagine a radio playing upbeat music while a person enjoys snacks from a basket of fries. This lively connection between the radio and the fries creates a fun and memorable association.

S3. Ans.(b)

Sol. Use the trick of associating figures:

Association: Visualize a gift box with a lucky clover resting on top, symbolizing good fortune and surprises. This association between the gift and the clover makes the connection easy to recall.

S4. Ans.(a)

Sol. Use the trick of associating figures:

Association: Visualize a cap resting on a weighing scale, symbolizing the idea of measuring or balancing thoughts under the cap. This association between the cap and the weighing machine makes it easy to remember.

S5. Ans.(c)

Sol. Use the trick of associating figures:

Association: Visualize a fish being handed over in exchange for a bag of money at a bustling marketplace. This connection between the fish and the bag of money highlights a transactional scene, making it easy to recall.

S6. Ans.(b)

Sol. Use the trick of associating figures:

Association: Picture a bicycle with a microphone on its handle and the rider speaking or singing into it, symbolizing a dynamic and communicative journey. This vivid connection between the bicycle and the microphone creates an easy-to-remember pairing.

S7. Ans.(c)

Sol. Use the trick of associating figures:

Association: Imagine a telephone with water splashed on it, as if someone accidentally spilled paint-like water while talking. This connection between the telephone and the paint splash makes it easy to recall.

S8. Ans.(b)

Sol. Use the trick of associating figures:

Association: Imagine rain falling over a hockey field, with players continuing their game despite the weather. This vivid association between the rain and hockey creates a strong connection.

S9. Ans.(a)

Sol. Use the trick of associating figures:

Association: Imagine a calculator being used to compute the expenses of airplane ticket. This connection between the calculator and the airplane creates a clear and memorable association.

S10. Ans.(d)

Sol. Use the trick of associating figures:

Association: Visualize a cocktail glass placed next to an eggplant, symbolizing a unique pairing at a fun dinner party. This quirky association between the cocktail glass and the eggplant makes it easy to remember.