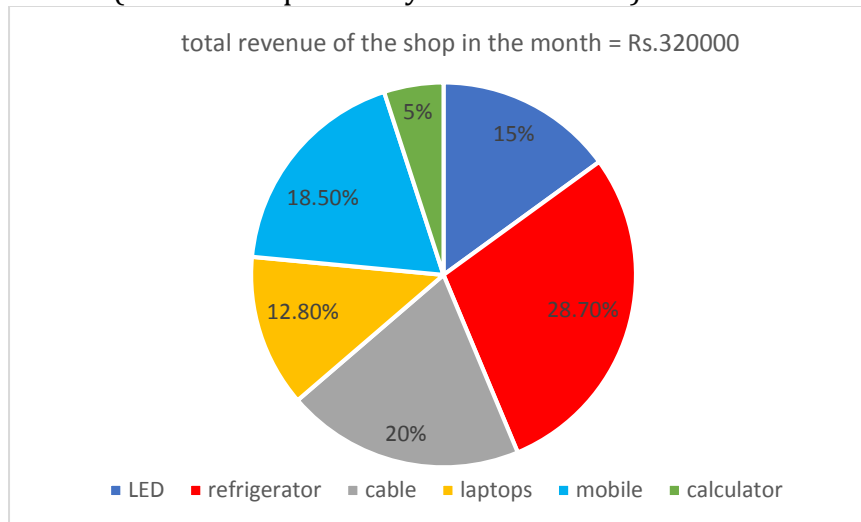


Quiz Date: 3rd May 2020

Directions (1-5): Pie chart given below shows percentage break up of revenue generated by six different items (LED, refrigerator, cable, laptops, mobile and calculator) of a shop in a month? (assume shop sell only these six items)



Q1. Revenue from refrigerator is how much more than revenue from laptops?

- (a) Rs.40960
- (b) Rs.64000
- (c) Rs.59200
- (d) Rs.50880
- (e) Rs.48000

Q2. What is the difference between central angle (in degree) formed by revenue from refrigerator, laptops and mobile together and revenue from cable?

- (a) 144
- (b) 108
- (c) 72
- (d) 180
- (e) 240

Q3. Revenue from mobile is how much percent more than revenue from calculator?

- (a) 370%
- (b) 225%
- (c) 250%
- (d) 275%
- (e) 270%

Q4. If total 4 LED were sold in that month and selling price of each laptop in that month is Rs.5120, find no. of laptop sold is how much percent more than no. of LED sold in that month?

- (a) 50%

- (b) 100%
- (c) 25%
- (d) 75%
- (e) 200%

Q5. What is the total revenue (in Rs.) from cable and mobile together?

- (a) 223100
- (b) 123000
- (c) 123200
- (d) 148200
- (e) None of these.



Directions (6-10): What will come in place of question mark (?) in the following number series?

Q6. 9 5 6 10.5 23 ?

- (a) 30
- (b) 48
- (c) 69
- (d) 60
- (e) 65

Q7. 512 128 32 8 2 ?

- (a) $\frac{1}{32}$
- (b) $\frac{1}{16}$
- (c) $\frac{1}{4}$
- (d) $\frac{1}{2}$
- (e) $\frac{1}{8}$

Q8. 2 3 6 18 108 ?

- (a) 2000
- (b) 1953
- (c) 1928
- (d) 1944
- (e) 1900

Q9. 9 62 ? 1854 7415 22244

- (a) 433
- (b) 309
- (c) 406
- (d) 371
- (e) 363

Q10. 4 8 24 60 ? 224

- (a) 178
- (b) 96
- (c) 109
- (d) 141
- (e) None of these

Directions (11-15): Find the approximate value of the following questions.

Q11. $21 + 4.9 \times 7.9 + 9.88 = ?$

- (a) 65
- (b) 71
- (c) 66
- (d) 75
- (e) 81

Q12. $138\% \text{ of } 3781 + 38.74\% \text{ of } 141 = ?$

- (a) 5288
- (b) 5248
- (c) 5271
- (d) 5444
- (e) 6444

Q13. $(340 \times 9.98) \div 6.4001 + 1245.15 = ?$

- (a) 1766
- (b) 1776
- (c) 1676
- (d) 1876
- (e) 1806

Q14. $31.95^2 - 12.05^2 + (1987.25 + 21.85) \div ? = 900$

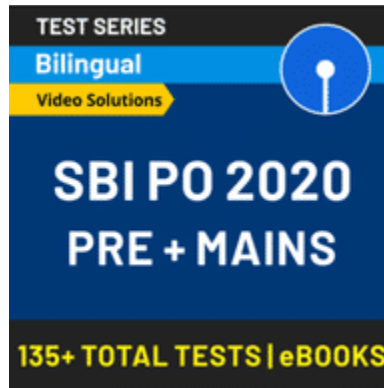
- (a) 115
- (b) 120
- (c) 90
- (d) 85
- (e) 100

BANKERS

adda247

Q15. $1576 \div 45.02 + 23.99 \times \sqrt{255} = ?$

- (a) 340
 (b) 420
 (c) 380
 (d) 460
 (e) 360



Solutions

S1. Ans(d)

Sol. Required difference = $320000 \times \frac{28.7-12.8}{100}$
 $= 3200 \times 15.9$
 $= \text{Rs.}50880$

S2. Ans(a)

Sol. Required angle = $\frac{360}{100} \times (28.7 + 12.8 + 18.5 - 20)$
 $= \frac{360}{100} \times 40$
 $= 144 \text{ degrees}$

S3. Ans(e)

Sol. Required percentage = $\frac{18.5-5}{5} \times 100$
 $= \frac{13.5}{5} \times 100$
 $= 270\%$

S4. Ans(b)

Sol. Total no. of laptop sold = $320000 \times \frac{128}{1000} \times \frac{1}{5120} = 8$
 Required percentage = $\frac{8-4}{4} \times 100 = 100\%$

S5. Ans(c)

Sol. Required revenue = $320000 \times \frac{20+18.5}{100}$
 $= 3200 \times 38.5$
 $= \text{Rs.}123200$

S6. Ans. (d)

Sol. Series is $\times 0.5 + 0.5, \times 1 + 1, \times 1.5 + 1.5, \times 2 + 2, \times 2.5 + 2.5$

$$\therefore ? = 23 \times 2.5 + 2.5 = 60$$

S7. Ans. (d)

Sol. $512 \div 4 = 128$

$$128 \div 4 = 32$$

$$32 \div 4 = 8$$

$$8 \div 4 = 2$$

$$\therefore ? = \frac{2}{4} = \frac{1}{2}$$

S8. Ans. (d)

Sol. The series is $2 \times 3 = 6, 3 \times 6 = 18, 6 \times 18 = 108$

$$? = 108 \times 18 = 1944$$

S9. Ans.(d)

Sol. Series is $\times 7 - 1, \times 6 - 1, \times 5 - 1, \times 4 - 1, \times 3 - 1$

$$\therefore ? = 62 \times 6 - 1 = 371$$

S10. Ans.(e)

Sol. Series is $+2^2, +4^2, +6^2, +8^2, +10^2$

$$\therefore ? = 60 + 8^2 = 124$$

S11. Ans.(b)

Sol. $? \approx 21 + 5 \times 8 + 10$

$$\approx 71$$

S12. Ans.(c)

Sol. $? \approx 1.38 \times 3780 + \frac{39}{100} \times 140$

$$\approx 5,271$$

S13. Ans.(b)

Sol. $? \approx \frac{340 \times 10}{6.4} + 1245$

$$\approx 1776.25$$

$$\approx 1776$$

S14. Ans.(e)

Sol. $32^2 - 12^2 + \frac{2009}{?} \approx 900$

$$\Rightarrow ? \approx \frac{2009}{20}$$

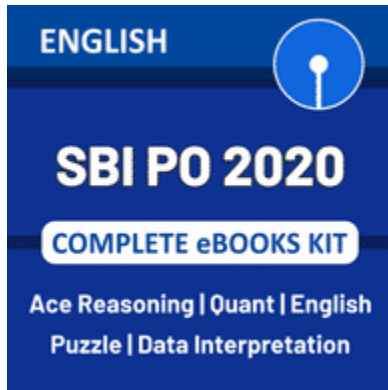
$$\Rightarrow ? \approx 100$$

S15. Ans.(b)

BANKERS

adda247

$$\begin{aligned}\text{Sol. ?} &\approx \frac{1575}{45} + 24 \times 16 \\ &\approx 419 \\ &\approx 420\end{aligned}$$



For any Banking/Insurance exam Assistance, Give a Missed call @ 01141183264



BANKERS

adda247