

**Azadi ka Amrit Mahotsav series (AKAM SERIES)**

- ⇒ India recently celebrated its 75 years of Independence. To show the progress of India in these 75 years, Press Information Bureau started an Amrit Yatra which was Azadi ka Amrit Mahotsav series. PIB shared vital information for various sectors of economy. In this PDF, we have compiled important points which are relevant for your banking exams.
- ⇒ Students are requested to read these in detail for the General awareness section of Bank Exams.

**1. 100% Village Electrification Achieved** in India Electrified Villages up from 3000 in 1950 to 6.0 Lakhs in 2022

- ⇒ **2014** - Deendayal Upadhyaya Gram Jyoti Yojana launched for Village Electrification across the country
- ⇒ **2018** - All inhabited census villages stand electrified as on April 28, 2018

**2. Growth in the number of Schools in India** Building the foundation for a strong education system National Education Policy 2020 Transformational reform in the field of education: 15 lakh schools in 2020-21 where as there were just 1.4 lakh schools in 1947-48

**3. 13,08,009 lakh allopathic doctors** present in India in 2022 that results in **1: 834** doctor ratio: population, which is better World Health organization has prescribed: 1: 1000

**4.** 1950: 50.82 million tonnes of foodgrains produced but in 2021-22: **314.51 million** tonnes (highest foodgrain production)

**5.** Infant Mortality Ratio was 146 in 1951, but it is **28** in 2020.

**6.** India ranks **1st in Global Milk Production:** 209.96MT: contributing 21% of global milk production.

**7. India's National Highway length** increased from **19,811 kms in 1950-51** to **1,40,995 in 2021-22.** India's NH network in 2021-22 is long enough to go around the whole **Earth 3.5 times** 4,260 km of NHs constructed in 2013-14, while 13,327 km NHs constructed in 2020-21.

**8.** India's Rural Sanitation Coverage increased from **1% in 1981 to 100% in 2019.**

**9. Exports from India** to the World **600** times growth since Independence. Highest ever merchandise export in FY 2021-22 of **USD 419.65 Billion** with growth of 43% over last FY. Services exports of **USD 254.4 Billion** for the first

time with growth of 21% over last FY. India's Agriculture exports touch a historic high of **USD 50 Billion.**

**10.** The journey of literacy rate from **18.3% in 1951 to 74.4% in 2018** is a testimony to the relentless efforts of the Government in establishing a well-educated nation.

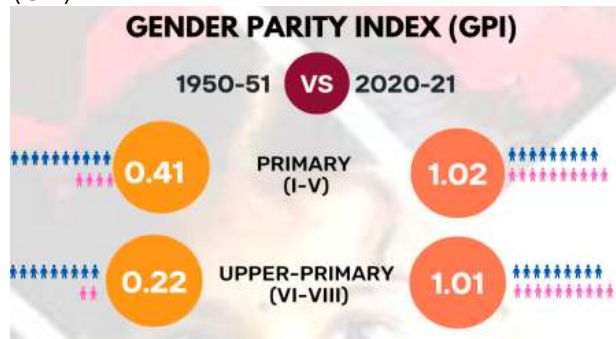
**11.** 68.4 is the age expectancy at birth for Males, **71.1** for Females, nearly doubled since 1951.

**12. Electricity Generation from Renewables** at over **1.3 lakh GWh** in 2020. **40%** of India's installed electricity capacity from non-fossil energy sources India witnessed fastest rate of growth in renewable energy capacity addition among all large economies in the last six years. 40% total installed capacity from non-fossil fuel sources. Nearly 6x rise in last three decades

**13.** India ranks **2nd in Global Fish Production.** Nearly 20-fold rise in fish production since 1951. Record fish production of 145 lakh tonnes in FY 2020-21. Sector supports livelihood of over 28 million people in India.

**14.** India's **Gross Domestic Product** Over **10** times growth in last 20 years. At a GDP of over USD 3 trillion, India's economy is the 6th largest in the world (World Bank). 8-8.5 % projected growth in GDP in 2022-23 (Economic Survey 2021-22).

**15. Girls Outnumber Boys in School Education:** Nurturing equality in education by enhancing Gender Parity Index (GPI)



**16.** Statistics for Exports of coffee





17. The given figure shows how India's net irrigated area increased. It can be interpreted 3X: Rise in net irrigated area since 1951

**Increase in India's Net Irrigated Area**



18. The present number of tigers in India are **2967 tigers**



19. **3x increase** in per capita cloth availability since 1980-81. Seven PM MITRA Parks to be set up to establish a complete textile ecosystem. PLI Scheme for textiles to boost manufacturing and strengthen value chain.

20. India: **3rd largest producer of Eggs globally**. Per Capita availability of eggs increased from 5 eggs per annum in 1950-51 to 90 eggs per annum in 2020-21. No. of eggs produced increased from 1.83 billion in 1950-51 to 122.05 billion in 2020-21.

21. 15x increase in quantity of spices exported in last three decades 1960-61 | 47.2 thousand tonnes 2020-21 | 1607 thousand tonnes. 120x increase in value of spices exported in last three decades 1960-61 | ₹ 17 crore 2020-21 | ₹ 29529 crore.

22. Per Capita Availability of Edible Oils 6-fold growth since Independence. 384.98 lakh tonnes oilseeds produced during the year 2021-22.

23. India's Annual Per Capita Income Almost **500 times** growth since Independence; **7-fold** growth in last 20 years

24. Number of registered vehicles up from **3 lakh in 1951** to nearly **30 crores in 2019**.

25. 60X rise in forex reserves since the 1990s. India has **the fourth largest Forex reserves** in the world (as of November 2021). India's Forex reserves position provides a cushion against unforeseen external shocks.

26. India's Vibrant Democracy **2 out of 3 eligible Indians cast their vote**. With 91.2 Crore eligible voters, India is the largest democracy in the world. Steady increase in the number of voters registered by ECI\* with respect to the overall population. 5-fold increase in number of polling stations.

27. The **Per Capita Electricity Consumption up from 16 units in 1947 to 1208 units in 2021**. Growth of Per Capita Consumption of Electricity India marching towards a vibrant power market.

28. **1.04 crore** passengers flown in UDAN flights; first flight launched on April 2017. There are 65 airports + 8 heliports and 2 water aerodromes operationalized under UDAN.

29. Over **21x jump** in no. of medical colleges since 1951; nearly doubled in last decade Centrally Sponsored Scheme launched in 2014 to provide central funding support for new medical colleges.

30. The journey of metro rail is shown in diagram below:



31. First metro in India was constructed in **Kolkata**.

32. ISRO bringing space to the service of the common man and the nation. Record 104 satellites launched in a single space mission in 2017. There are 39 space mission in 2022 by ISRO.

33. LPG connections first released to **2000 customers** in **1965**. There are 30.53 crore connection in 2022.

34. Rise in Total Area under Forest Cover Over **75,000 sq. km** of land brought under forest cover in the last 3 decades. **7,204 million tonnes** of carbon stock in the country's forest. **17 States/UTs** have above **33 per cent** of the geographical area under forest cover.

35. **30,585 RKM**s electrified in the last 8 year. Indian Railways set to become "Largest Green Railways" in the world with Zero Carbon Emission by 2030.

36. India has **75 Ramsar Sites** covering an area of **13,26,677 ha**. 49 new wetlands added to list of Ramsar Sites in last 8 years.

37. Around **87% births** in rural areas and **94% births** in urban areas are institutional deliveries \*Institutional Births are the deliveries occurring in health facilities. Country on its way to achieving 100% institutional deliveries.

38. India has the **2nd largest road network** in the world of about **63.72 lakh km** (as in 2021).

39. Total **livestock population** (all domesticated animals & its headcounts) nearly doubled since 1951.

40. Massive drop in **road accidents** from 814 per 10,000 vehicles to 15, saving countless lives

41. Significant decline in **Maternal Mortality Rate from 167 in 2011-13 to 103 in 2017-19**

42. Fish and fish products contribute **17%** of India's agricultural exports. Fisheries sector contributed Rs.

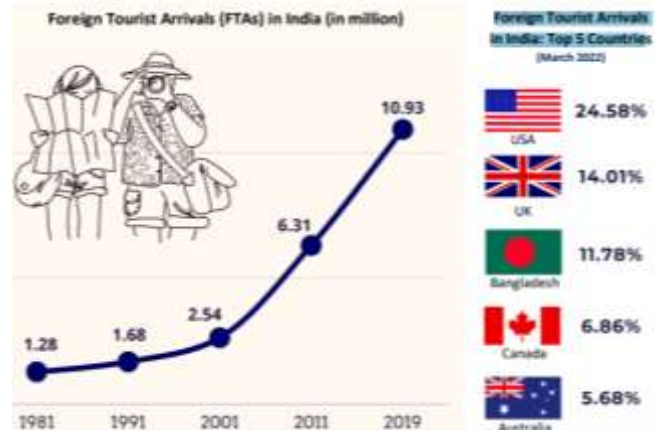
44,176 crores through exports during 2020-21. Export of Marine products stood at 1,168 thousand tonnes during 2020-21.

43. The below diagram shows the progress of branches of SCBs.

**Number of Branches of Scheduled Commercial Banks**



44. Tourist from USA are the maximum which visit in India. Rest are shared in the diagram below:



45. India is the **second-largest** producer of tea globally.

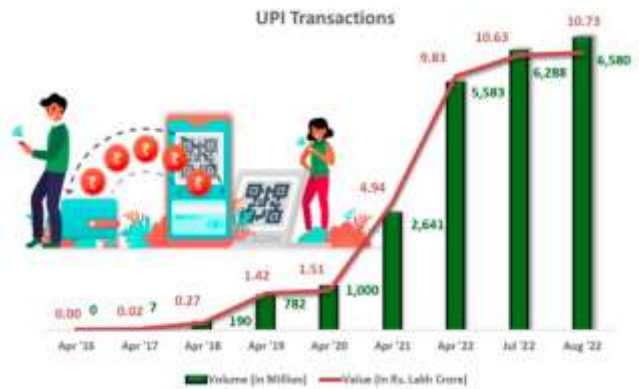
46. India: **Largest Sugar Producer in the World**, 11-fold growth in Sugar Production since 1960.

- ✓ Highest ever FRP of **Rs 305/qtl approved** for Sugarcane Farmers for sugar season 2022-23; FRP increased by over **34%** in past 8 years.
- ✓ India is **the second largest exporter** of sugar in the world.
- ✓ Sugarcane farmers & sugar industry now contributing to energy sector through the Ethanol Blended with Petrol programme.

47. Record **316.06 million tonnes** (estimated) foodgrain production in the country for 2021-22. Threefold increase in yield since 1960s Green Revolution made India self-reliant in foodgrain production; to enhance production & productivity, umbrella scheme "**Green Revolution- Krishonnati Yojana**" continued from **2017-18**

- 48. India stands **second in production** of wheat globally India has exported a **record 70 lakh tonnes** of wheat in 2021-22
- 49. India is the **fourth-largest producer** of oilseeds in the world **National Food Security Mission** (Oilseeds) operating in all districts to enhance production and productivity of oilseeds
- 50. Over **19x increase in freight traffic** from 1950-51 to 2020-21.
- 51. How UPI Transactions have grown, this is shown in the diagram below.

**UPI: Transforming India's Digital Payment Landscape**



- 52. Decrease in Pupil To Teacher Ratio: more focus of teacher on students resulting in improvement in quality of teaching. Significant reduction in PTR: **43 in 2010-11** to **26.3 in 2020-21** in Primary School. 33 in 2010-11 to 18.9 in 2020-21 in Upper Primary School. The **Pupil Teacher Ratio (PTR)** at different levels of education show availability of adequate number of teachers for teaching children enrolled at different levels/grade
- 53. Nearly Rs. **3 Lakh Crore** worth of Gems and Jewellery exported from India. Gold and Diamond trade contributes about 7% to the GDP and employs over 50 lakh persons. Gems & Jewellery sector is a focus area for export promotion; nearly 9-fold rise in exports over last two decades India ranks first in export of diamond and silver jewellery.
- 54. India is the **sixth largest chemical producing country** in the world and **third largest producer**. In Asia Exports of Indian chemicals registered a growth of 106% in 2021-22 over 2013-14.